


The Chevelle Restoration and Authenticity Guide 1970-1972: Your Key to Unlocking Automotive Heritage

: The Chevelle's Enduring Legacy and the Quest for Authenticity

The Chevrolet Chevelle, introduced in 1964, quickly became a beloved American muscle car, renowned for its captivating design, potent engines, and impressive performance. The 1970-1972 models, in particular, stand out as iconic representations of the era's automotive excellence. However, restoring and maintaining these classic Chevelles to their original glory requires a meticulous approach that combines technical knowledge, historical research, and unwavering attention to detail.



Chevelle Restoration and Authenticity Guide 1970-1972

by Dale McIntosh

★★★★☆ 4.7 out of 5

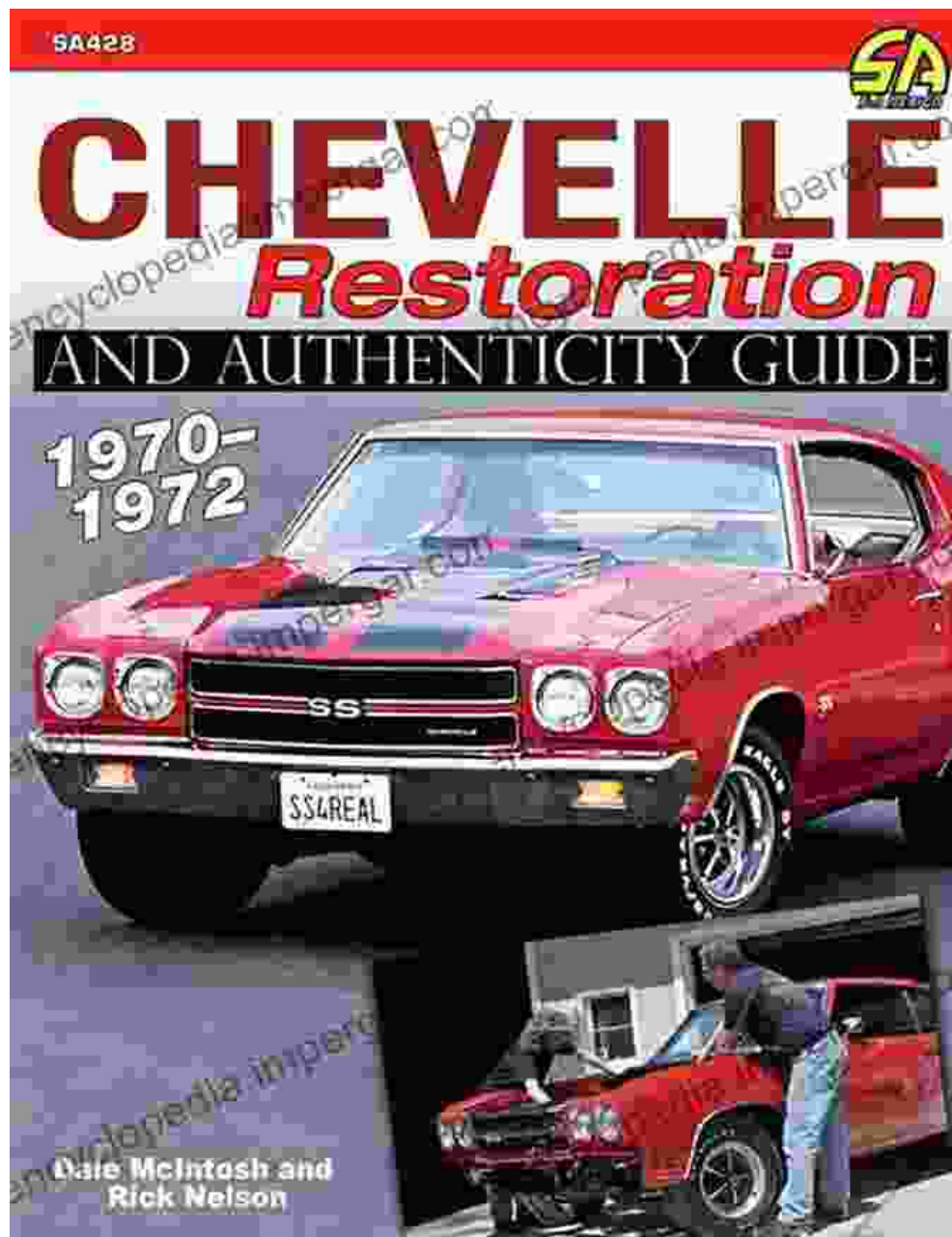
Language : English
File size : 93755 KB
Text-to-Speech : Enabled
Enhanced typesetting: Enabled
Screen Reader : Supported
Print length : 240 pages



This comprehensive guide serves as an indispensable resource for Chevelle enthusiasts, collectors, and restorers who seek to preserve and restore the authenticity of their beloved vehicles. Drawing upon extensive

research, expert insights, and real-world experiences, this book provides a comprehensive roadmap for every aspect of Chevelle restoration.

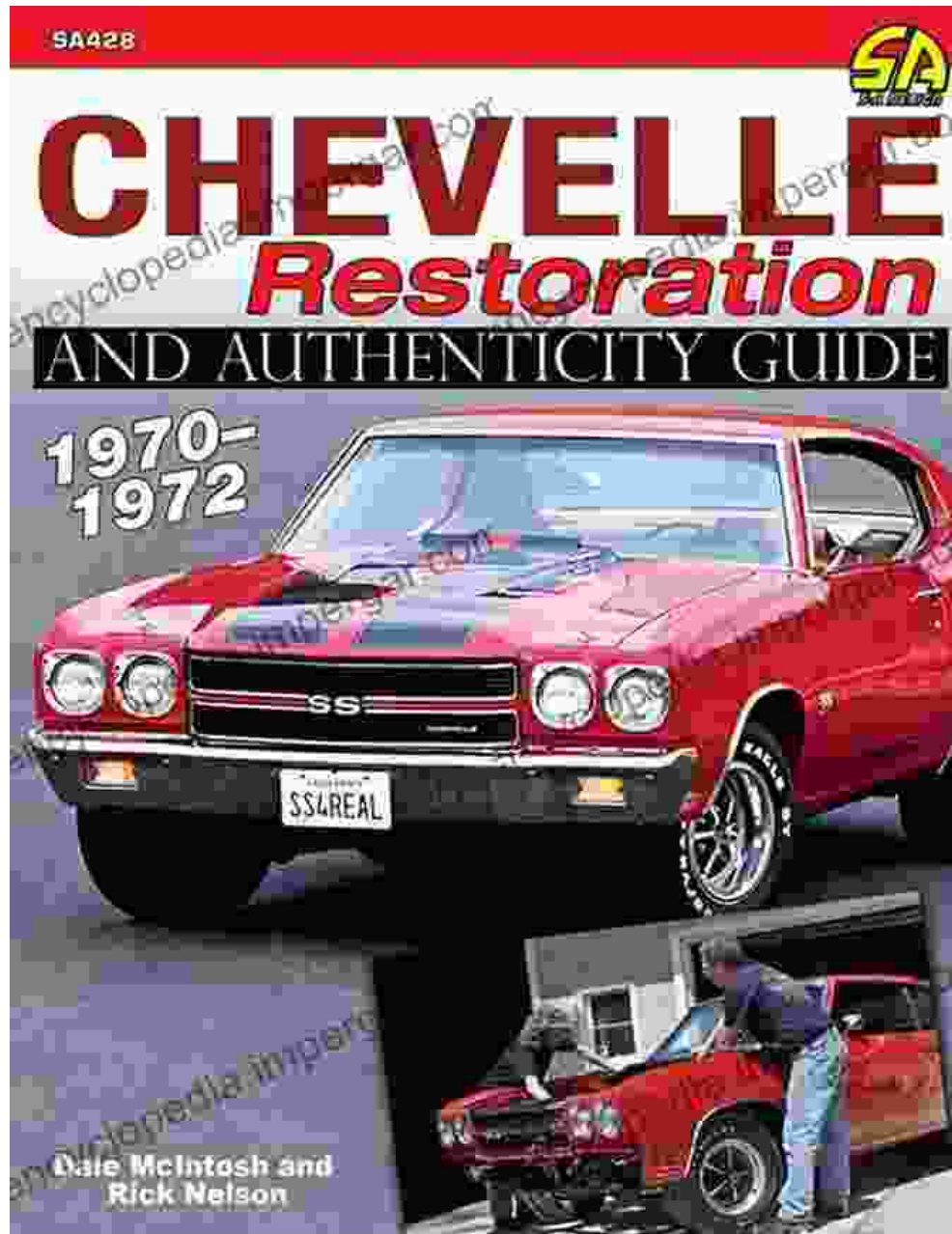
Chapter 1: A Historical Perspective on the Chevelle 1970-1972



This chapter delves into the historical context surrounding the development and production of the 1970-1972 Chevelle models. You'll explore the evolution of the Chevelle's design, performance upgrades, and special

editions, gaining a deeper appreciation for the unique characteristics that define each model year.

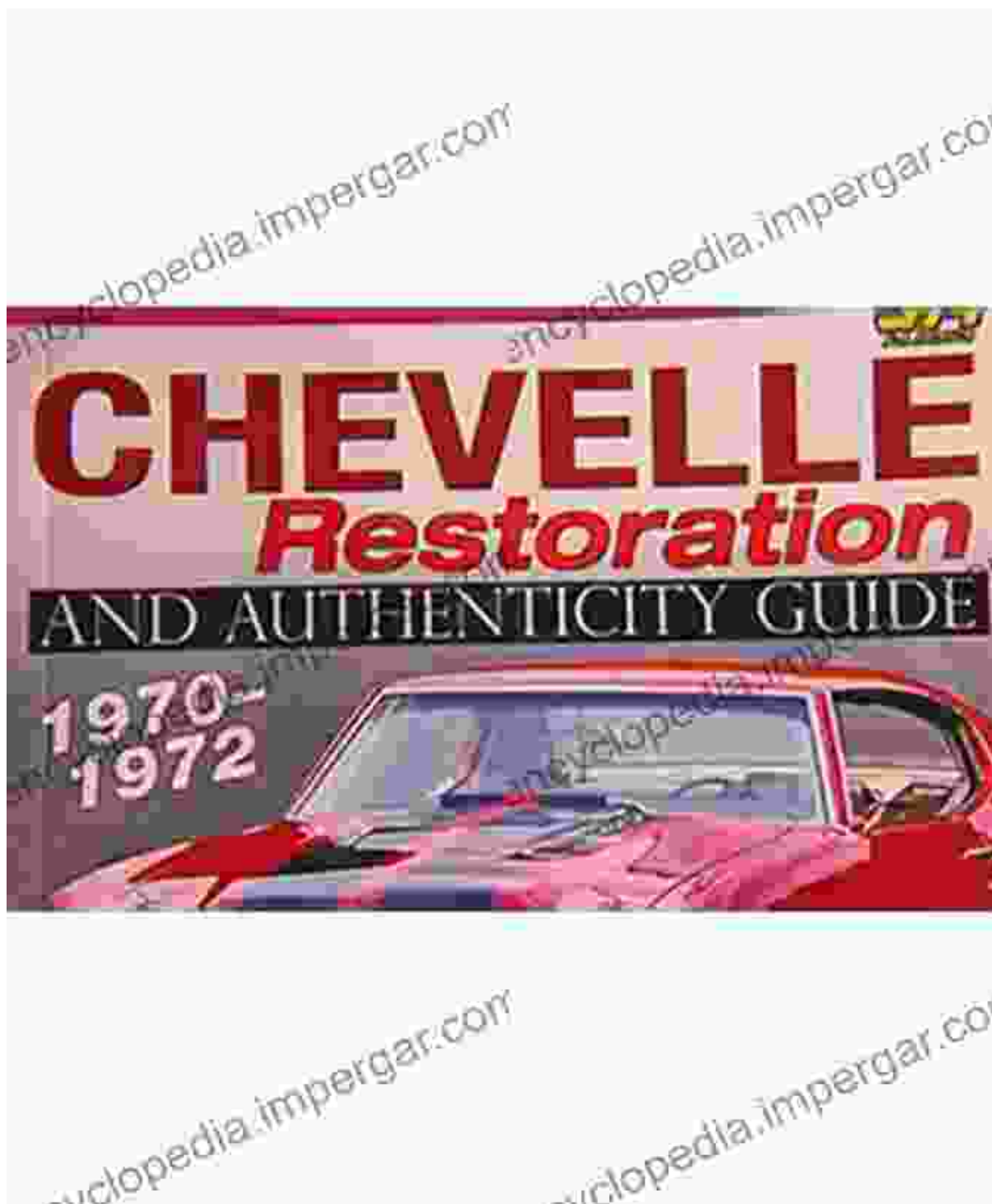
Chapter 2: Exterior Restoration: Restoring the Body, Trim, and Paint



Restoring the Chevelle's exterior to its original luster.

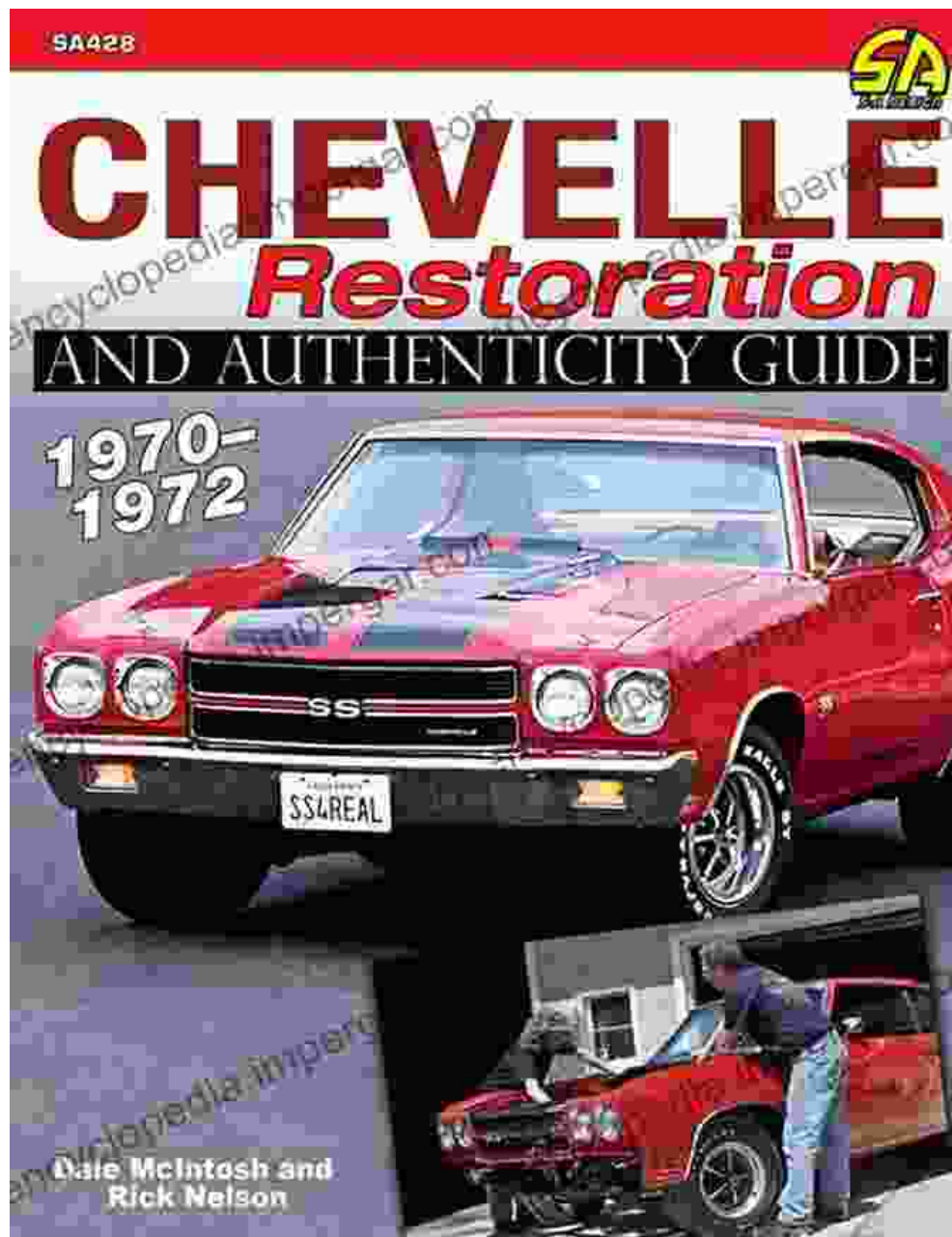
Chapter 2 provides a step-by-step guide to restoring the Chevelle's exterior, encompassing bodywork, trim, and paint. You'll learn the proper techniques for panel replacement, rust repair, and metal shaping, ensuring that the body regains its original contours. Detailed instructions on trim restoration, including chrome plating and vinyl replacement, help you achieve showroom-quality results.

Chapter 3: Interior Restoration: Recreating the Original Cabin



Chapter 3 focuses on restoring the Chevelle's interior, guiding you through seat reupholstery, dashboard restoration, and meticulous attention to detail. You'll discover the correct materials and techniques to recreate the original factory look and feel, from the seat patterns to the instrument panel.

Chapter 4: Engine and Driveline Restoration: Restoring Performance and Power



Restoring the Chevelle's engine to its former glory.

Chapter 4 delves into the heart of the Chevelle, providing comprehensive instructions for restoring the engine and driveline. You'll learn the intricacies of rebuilding the engine, including cylinder head work, camshaft selection, and ignition system upgrades. Detailed guidance on transmission and rear-end restoration ensures that the Chevelle's power is efficiently delivered to the wheels.

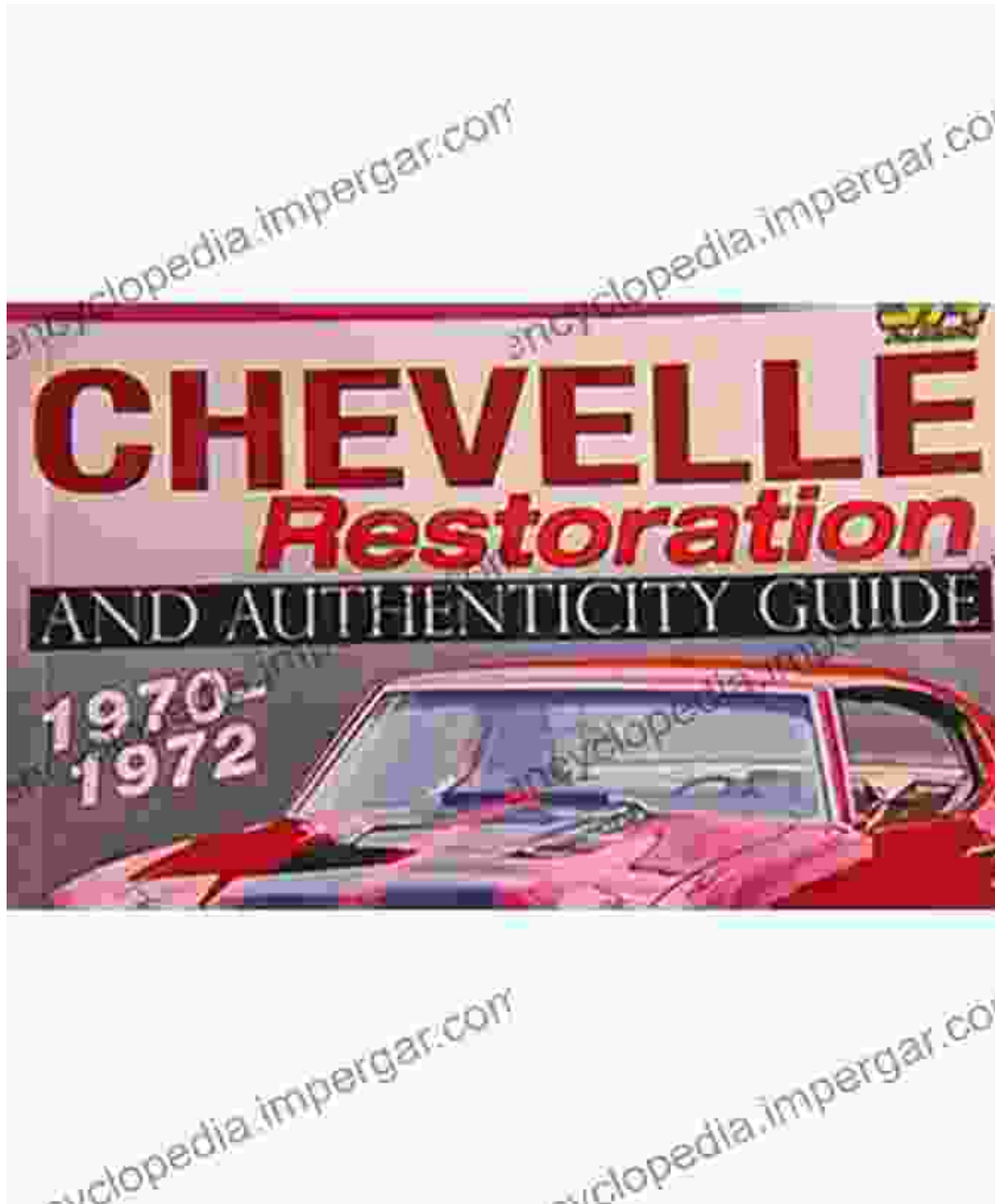
Chapter 5: Suspension and Brakes Restoration: Ensuring Handling and Safety



Chapter 5 focuses on restoring the Chevelle's suspension and brakes, ensuring optimal handling and safety. You'll explore the correct springs, shocks, and bushings to achieve the original factory ride characteristics.

Detailed instructions on brake system restoration, including caliper rebuilding and master cylinder replacement, guarantee that the Chevelle stops with confidence.

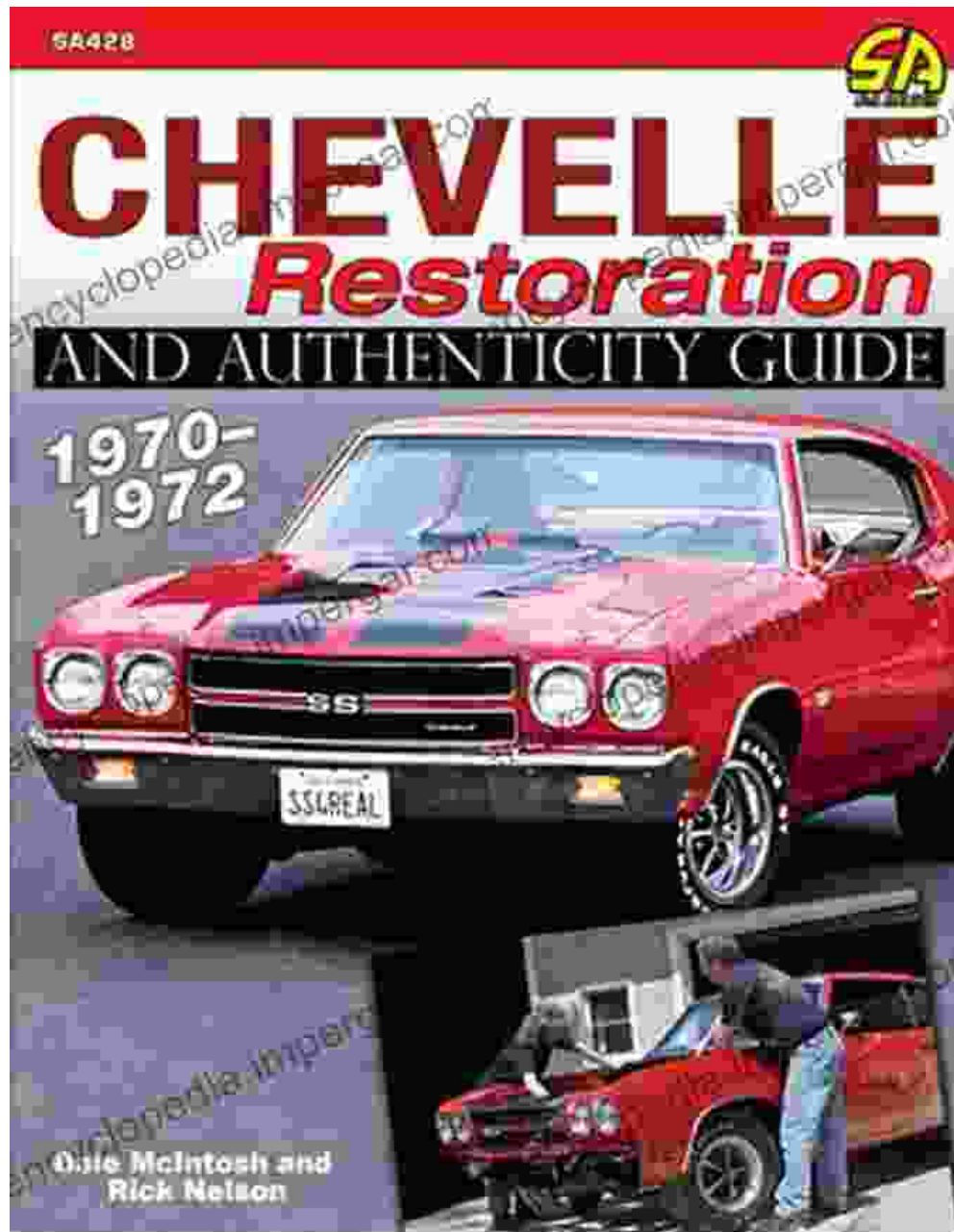
Chapter 6: Electrical System Restoration: Restoring Function and Reliability



Restoring the Chevelle's electrical system for reliable operation.

Chapter 6 provides a comprehensive guide to restoring the Chevelle's electrical system. You'll learn how to troubleshoot and repair wiring harnesses, replace switches and gauges, and upgrade to modern components while maintaining authenticity. Detailed schematics and clear instructions empower you to ensure that the Chevelle's electrical system operates flawlessly.

Chapter 7: Authenticity and Documentation: Ensuring Historical Accuracy




Chapter 7 emphasizes the importance of authenticity and documentation in Chevelle restoration. You'll learn how to decode VIN numbers, identify factory options, and research historical records to ensure that your Chevelle is a true representation of its original form. Proper documentation, including photographs and receipts, is essential for maximizing the vehicle's value and historical significance.

: Preserving the Legacy of the Chevelle

This guide concludes with a heartfelt tribute to the enduring legacy of the Chevelle. You'll explore the impact these iconic muscle cars have had on the automotive landscape and the enduring passion they inspire in enthusiasts worldwide. Preserving and restoring these classic Chevelles is not merely a hobby but a testament to their historical significance and the timeless appeal of American automotive excellence.

Whether you're a seasoned restorer or an aspiring enthusiast, this "Chevelle Restoration and Authenticity Guide 1970-1972" is your definitive companion on the journey to restore and preserve your beloved Chevelle. With its comprehensive coverage, expert insights, and meticulous attention to detail, this book empowers you to recapture the original glory of these automotive icons and ensure their legacy lives on for generations to come.




Chevelle Restoration and Authenticity Guide 1970-1972

by Dale McIntosh

★★★★☆ 4.7 out of 5


Language : English
File size : 93755 KB
Text-to-Speech : Enabled
Enhanced typesetting : Enabled
Screen Reader : Supported
Print length : 240 pages





Social Dynamics in Systems Perspective: New Economic Windows

The world we live in is a complex and ever-changing system. This complexity is due in large part to the interactions between the many different elements that make up our...



Unlock the Secrets of Treasury Process Internal Controls: A Comprehensive Guide

In today's competitive business landscape, safeguarding financial assets and maintaining operational integrity is paramount. Treasury Process Internal Controls (TPICs)...